

Technical data

Description:	Main Line Branch Terminal 25 mm ² – 3 pole (Al/Cu)
Construction:	Model C – all-side fingersafe, modular system
Item no. :	080130-x-3

Remarks: The product is compliant with the EC ROHS directives

Standards: IEC 60947-7-1



Nominal Voltage: 1.000 V AC / 1.000 V DC

Nominal current: Cu 152 A (2x16mm²); 101 A (1x25mm²) as per IEC 60947-7-1
Al 100 A (1x25mm²)* as per IEC 61238-1 (Class A)

* Approved with Reko SFS 4880 (manufactured by Reka Cables Ltd)

Power loss: Tested by SGS Fimko Ltd (FI) (see chart 1)

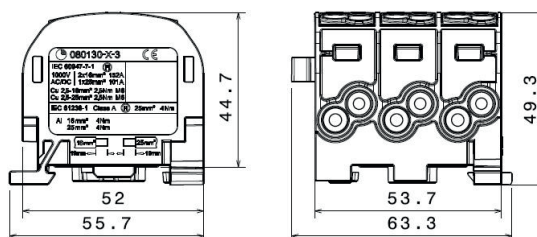
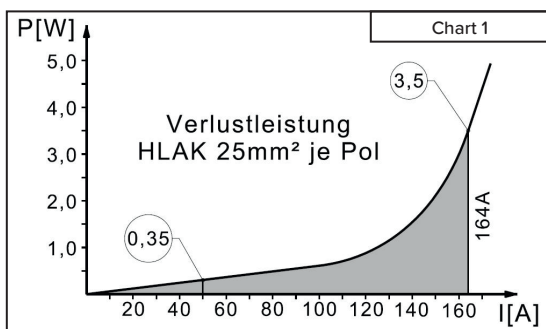
Terminal cross section:
(per pole)

	2 x 25 mm ² (round conductor)			2 x 16 mm ² (round conductor)		
	Cu		Al	Cu		Al
25 mm ²	2,5 Nm	-	4 Nm	-	-	-
16 mm ²	2,5 Nm	2,5 Nm	4 Nm	2,5 Nm	-	4 Nm
10 mm ²	2,5 Nm	2,5 Nm	-	2,5 Nm	2,5 Nm	-
6 mm ²	2,5 Nm	2,5 Nm	-	2,5 Nm	2,5 Nm	-
4 mm ²	2,5 Nm	2,5 Nm	-	2,5 Nm	2,5 Nm	-
2,5 mm ²	2,5 Nm	2,5 Nm	-	2,5 Nm	2,5 Nm	-
1,5 mm ²	-	2,5 Nm	-	-	2,5 Nm	-
stripping length	19 mm			19 mm		
screw	M6 (+/- PZ2)			M6 (+/- PZ2)		

Materials: Terminal body: brass (CuZn39Pb2) 3-4µm Ni / 7-10µm Sn
Housing: PA 6 (Halogen-free)
Screws: steel Zn thick-film passivated

Flame resistance: Self-extinguishing

Mechanical data: Dimensions: width x height x depth (mm): 63,3 x 49,3 x 55,7



Design

Basic housing colour – light grey RAL 7035

Part no.	Design	Cover colour			PU	GTIN (EAN)
080130-0-3	3L G				2	4051589013031
080130-1-3	L G / N / PE				2	4051589013130
080130-2-3	PE / L G / N				2	4051589013239
080130-3-3	2L G / N				2	4051589013338
080130-4-3	2L G / PE				2	4051589013437
080130-5-3	3L BSG				2	4051589013536

Technical data

Description:	Main Line Branch Terminal 25 mm ² – 3 pole (Cu)
Construction:	Model C – all-side fingersafe, modular system
Item no. :	080130-x-4

Remarks: The product is compliant with the EC ROHS directives

Standards: VDE Certification as per DIN VDE 0603-2, EN 60947-7-1



Nominal Voltage: 1.000 V AC / 1.000 V DC

Nominal current: Cu 152 A (2x16mm²); 101 A (1x25mm²) as per IEC 60947-7-1

Power loss: Tested by SGS Fimko Ltd (FI) (see chart 1)

Terminal cross section:
(per pole)

	2 x 25 mm ² (round conductor)		2 x 16 mm ² (round conductor)	
	Cu		Cu	
25 mm ²	2,5 Nm	-	-	-
16 mm ²	2,5 Nm	2,5 Nm	2,5 Nm	-
10 mm ²	2,5 Nm	2,5 Nm	2,5 Nm	2,5 Nm
6 mm ²	2,5 Nm	2,5 Nm	2,5 Nm	2,5 Nm
4 mm ²	2,5 Nm	2,5 Nm	2,5 Nm	2,5 Nm
2,5 mm ²	2,5 Nm	2,5 Nm	2,5 Nm	2,5 Nm
1,5 mm ²	-	2,5 Nm	-	2,5 Nm
stripping length	19 mm		19 mm	
screw	M6 (+/- PZ2)		M6 (+/- PZ2)	

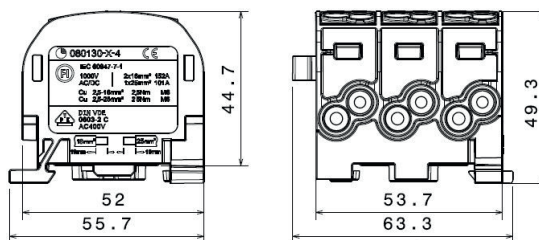
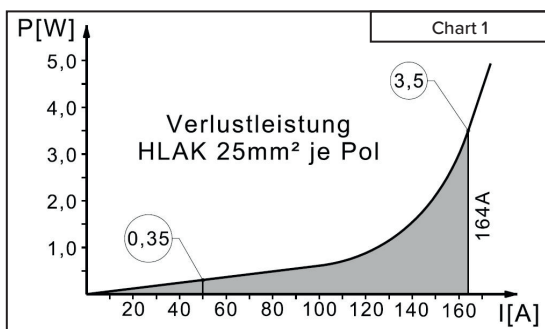
Materials: Terminal body: brass (CuZn39Pb2) bright

Housing: PA 6 (Halogen-free)

Screws: steel Zn thick-film passivated

Flame resistance: Self-extinguishing

Mechanical data: Dimensions: width x height x depth (mm): 63,3 x 49,3 x 55,7



Design

Basic housing colour – light grey RAL 7035

Part no.	Design	Cover colour	PU	GTIN (EAN)
080130-0-4	3L		2	4051589801300
080130-1-4	L / N / PE		2	4051589801317
080130-2-4	PE / L / N		2	4051589801324
080130-3-4	2L / N		2	4051589801331
080130-4-4	2L / PE		2	4051589801348
080130-5-4	3L BSG		2	4051589801355